

ECT-215 Homework #3 Solution Set

Chapter 14 problems 30-38,44-47

Scoring: 1 point per problem, 13 points total.

30. Explain the difference between synchronous and asynchronous data. Which type is used with UARTs?

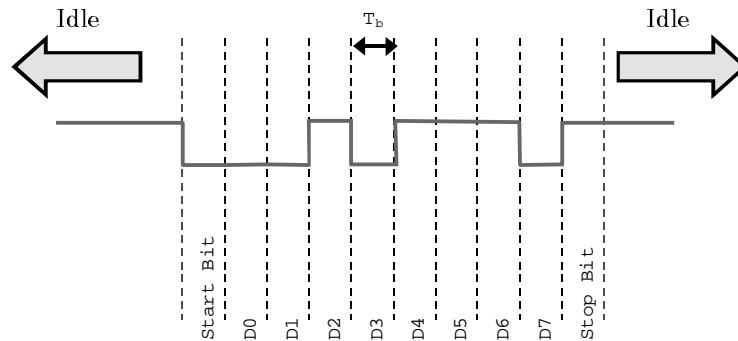
Synchronous data is sent with a clock signal (usually mixed with the data), such that the receiver gets a clock signal with the data. Asynchronous data is sent without a clock, which means that the receiver must generate its own clock signal. This is the type of data used with UARTs.

31. What is the meaning of each of the following shorthand designations?

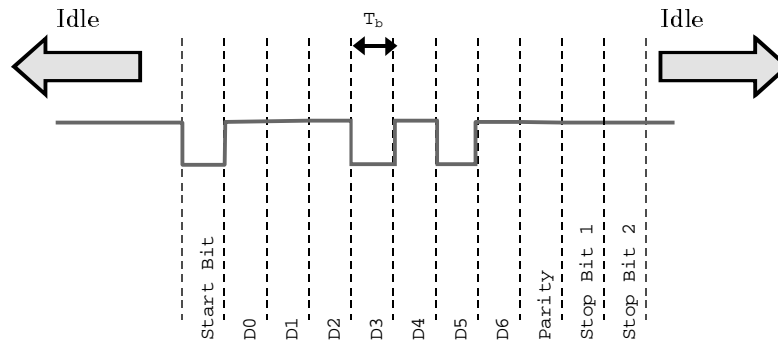
a) 8,N,1 ; b) 5,E,1 ; c) 7,O,2 ; d) 6,N,2

- a) 8,N,1 means 8 data bits, No parity, and 1 Stop bit.
b) 5,E,1 means 5 data bits, Even parity, and 1 Stop bit.
c) 7,O,2 means 7 data bits, Odd parity, and 2 Stop bits.
d) 6,N,2 means 6 data bits, No parity, and 2 Stop bits.

32. Draw the asynchronous character 74H, sent using parameters 8,N,1. Label each part of the character.



33. Draw the asynchronous character 57H, sent using parameters 7,E,2. Label each part of the character.



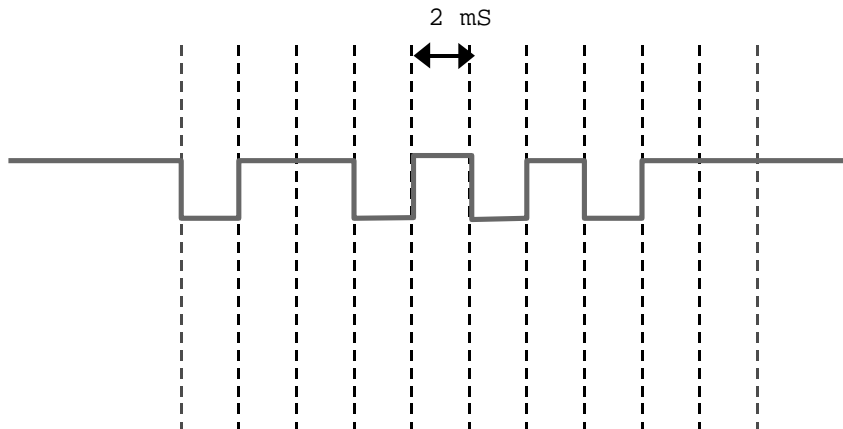


Figure 14-44: An Asynchronous Character for Analysis

34. Assuming that the parameters are 8,N,1 in figure 14-44 above, determine the hexadecimal data value that is being transmitted.

The data being transmitted is { 1010 1011₂ } \$AB

35. What is the data rate in bps and the character rate in CPS for the character above?

$$bps = \frac{1}{T_b} = \frac{1}{2mS} = \underline{\underline{500bps}}$$

$$CPS = \frac{1}{T_c} = \frac{1}{(10bits/char)(2ms/bit)} = \underline{\underline{50CPS}}$$

36. What is the function of a UART?

A UART's function is to convert parallel data to serial for transmission, and to convert received serial data back into parallel form.

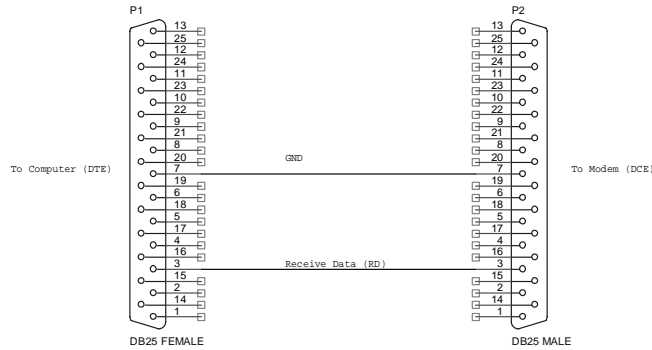
37. List the four major sections of the HD6402 UART, explaining the purpose of each one.

1. Control: Sets receive and transmit parameters.
2. Transmitter: Converts parallel input to serial output.
3. Receiver: Converts serial back into parallel.
4. Status: Monitors and reports internal UART conditions

38. What control inputs and clock frequency are needed to set the HD6402 UART as follows: 19,200 bps; 8,O,2.

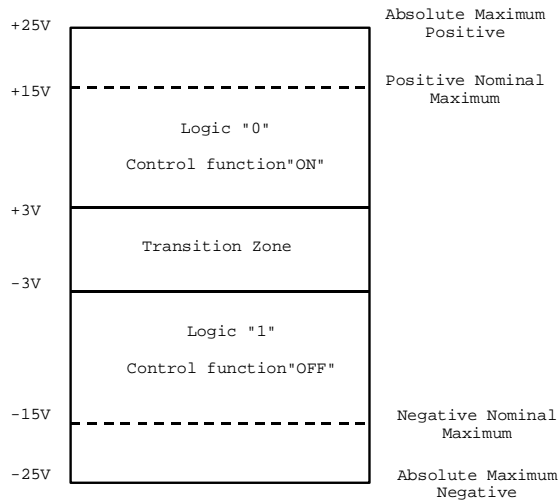
SBS = 1 (Selects 1 stop bit); PI=0 (Enables Parity); EPE=0; (Selects Odd parity);
 CLS1=1,CLS2=1 (Selects 8 data bits); $f_{TRC/RRC} = (16)(19.2K) = \underline{\underline{307.2KHz}}$

44. Draw the circuit diagram of a two-wire RS232 interface that will allow a computer to receive data from a peripheral device.



The circuit shown uses the receive data line as the active signal. The only other requirement is the signal ground!

45. Draw a diagram showing the voltage levels for the RS232 interface.



[Figure 14-37]

46. What is the absolute maximum voltage that can be placed on any RS232 pin without causing damage?

The absolute maximum value is +/- 25 Volts.

47. *List the seven layers of the OSI model, and describe the function of each.*

1. Physical: Physical data transport (modems, UARTs, etc.)
2. Data Link: Device drivers & low-level (frame) error detection
3. Network: Datagram (packet) addressing
4. Transport: Maintenance of reliable end-to-end connection
5. Session: Division of long messages into datagrams; location of hosts by name.
6. Presentation: Transformation of data for application layer
7. Application: Communication with application software; provides API.